



# Premium Sliding Doors



*Expert of cavity sliding door systems*

**1300 15 15 50 | 0488 15 15 50**



# PremiumSlidingDoors Pty Ltd

## About us

We started by introducing European level designs Cavity sliding systems, adapting them to meet Australian building standards. Our innovation extends to offering a range of quality architectural sliding systems at the best prices. With friendly and attentive support, we supply projects in all Australia, delivering on short lead times and quickly to anywhere in Australia.

Our team worked hard on designing, manufacturing and supplying one of the best cavity sliding frames in Australia. Our cavity frames are available for different types of doors. Aluminium, frameless glass and timber doors as well. All types of doors work perfectly with our sliding system with integrated soft close mechanism or fully automatic.

When you buy our cavity frame you get a completely made to measure cavity sliding system also can supply with a door (optional).

Our Cavity systems are fully assembled and ready to install.

All our Cavity frames come with high quality roller carriage, as a result, it will help your door to close smooth and silent.



# Why Cavity Sliding Doors?

Compared to conventional hinged doors, sliding pocket doors offer TECHNICAL DETAILS in every living space. It is estimated that in an average house, more than 8% extra space can be released by the use of sliding doors; that's 8 m<sup>2</sup> extra spaces in a 100 m<sup>2</sup> apartment!

PremiumSlidingDoors has developed an elegant, practical alternative - a framework that forms part of the wall and allows your doors to slide effortlessly inside the wall giving you more space. Sliding pocket doors take up no living space. Whether you are designing a new-build or refurbishment, this is a modern and intelligent way to exploit the space using the very latest development in door closures.

PremiumSlidingDoors has been manufacturing the frames for sliding pocket doors since 2016. The frame is made from top quality materials and components to give a long, trouble free life.

This has been achieved through constant technical innovation with high performance materials and a finished product that is easy to install and gives long term customer satisfaction.

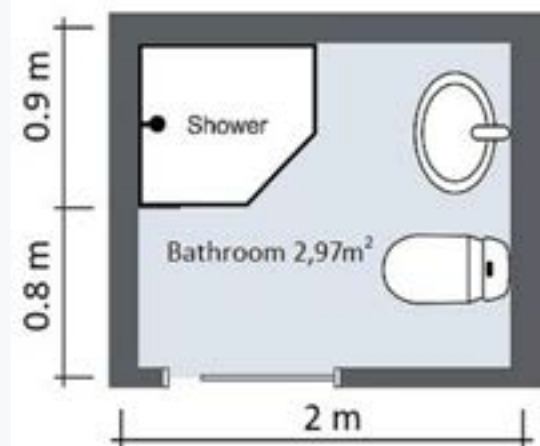
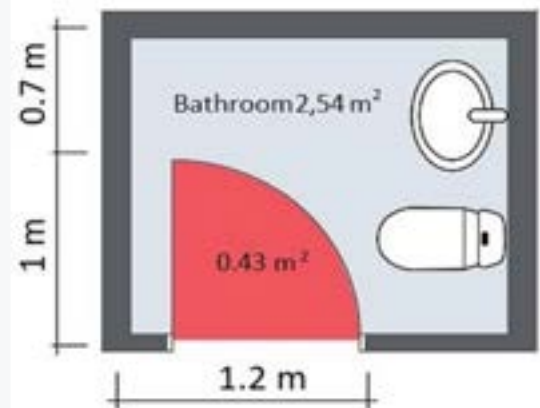
The standard range has frames for most imaginable applications including single doors, double doors, telescopic sliding doors, side by side doors, slide and folding doors automatic doors.

## Reasons not to use a hinged door

- Restricts your planning options
- Wastes lots of space
- Difficult to use in small areas

## Reasons to choose Premium Cavity Slider

- More freedom in your layout
- Uses all the available space
- Opens up smaller areas



# Our products

Our roller kit with soft close mechanism make your door close smoothly and silently. At last, the closing system we all love in our kitchens. That soft and slow, satisfying sound of a drawer gently closing of cavity sliding doors, glass, wood and aluminium doors.

Our Soft System is easy to use - also just slide the door in the direction of the closed position and Soft Close takes over, moving the door gently and evenly towards the closed position. It's safe less risk of accidentally trapped fingers. And also quieter, cuts out any inadvertent slamming noise. It's easy to install and it is very functional.



# Premium Cavity Door Slider 65

- Accommodate doors in standard heights of 2040mm and 2340mm and width is 620,670,720,770,820,870 mm
- Available to suit a stud wall thickness of 90mm
- Up to 65kg per door
- Jump proof aluminium powdercoated track
- Available for standard size timber doors.



## Premium Single Cavity Door Slider 65

Premium Single Cavity Sliders. New designed aluminium cavity frame - can hold up to 65 kg doors, use the same roller carriage for Premium 65 and Premium 125 range.

CODE	ITEM	PRICE*
PSDS-65-2.1	2040x620,670,720,770,820,870	\$150
PSDS-65-2.4	2340x620,670,720,770,820,870	\$165



## Premium Double Cavity Door Slider 65

Premium Double Cavity Sliders. Use one long track - can hold up to 65 kg doors, use the same roller carriage for Premium 65 and Premium 125 range.

CODE	ITEM	PRICE*
PSDD-65-2.1	2040x620,670,720,770,820,870	\$300
PSDD-65-2.4	2340x620,670,720,770,820,870	\$330



## Premium Corner Cavity Door Slider 65

Premium Corner Cavity Sliders. Similar to Double sided Cavity sliders. Use mitre jointed top track can hold up to 65 kg doors

CODE	ITEM	PRICE*
PSDCN-65-2.1	2040x620,670,720,770,820,870	\$300
PSDCN-65-2.4	2340x620,670,720,770,820,870	\$330

\*All prices exclude GST



# Premium Cavity Door Slider 125

- Available to suit a stud wall thickness of 90mm
- Jump proof aluminium powdercoated top track
- Up to 125kg per door
- Accommodate doors in standard or custom sizes
- Available for standard size timber doors also custom size.



## Premium Single Cavity Door Slider 125

**Configurations:** Single

**Jamb Details:** Architrave | Square set (Ezy Jamb finish) | Shadowline | Commercial trims

**Operation:** Manual | Soft-close or/and Soft -open | Auto

**Suitable Door Type:** Aluminium Doors | Frameless Glass Doors | Timber Doors (Solid, Hollow and MDF)

**Door Weight:** Up to 125 kg



## Premium Double Cavity Door Slider 125

**Configurations:** Double | Corner Meeting

**Jamb Details:** Architrave | Square set (Ezy Jamb finish) | Shadowline | Commercial trims

**Operation:** Manual | Soft-close or/and Soft -open | Auto

**Suitable Door Type:** Aluminium Doors | Frameless Glass Doors | Timber Doors (Solid, Hollow and MDF)

**Door Weight:** Up to 125 kg



## Premium Corner Cavity Door Slider 125

**Configurations:** Corner Meeting

**Jamb Details:** Architrave | Square set (Ezy Jamb finish) | Shadowline | Commercial trims

**Operation:** Manual | Soft-close or/and Soft -open | Auto

**Suitable Door Type:** Aluminium Doors | Frameless Glass Doors | Timber Doors (Solid, Hollow and MDF)

**Door Weight:** Up to 125 kg



## Premium Telescopic Door Slider 125

**Configurations:** Telescopic 2 doors | Telescopic 3 doors | Telescopic 4 doors

**Jamb Details:** Architrave | Square set (Ezy Jamb finish) | P-50 Shadowline | Commercial trims

**Operation:** Manual

**Suitable Door Type:** Aluminium Doors | Frameless Glass Doors | Timber Doors (Solid, Hollow and MDF)



## Premium Double-telescopic Door Slider 125

**Configurations:** Telescopic 2 doors | Telescopic 3 doors | Telescopic 4 doors

**Jamb Details:** Architrave | Square set (Ezy Jamb finish) | P-50 Shadowline | Commercial trims

**Operation:** Manual

**Suitable Door Type:** Aluminium Doors | Frameless Glass Doors | Timber Doors (Solid, Hollow and MDF)



## Premium Single Glass Cavity Slider 125

**Configurations:** Single

**Jamb Details:** Architrave | Square set (Ezy Jamb finish) | P-50 Shadowline | Commercial trims

**Operation:** Manual | Soft-close or/and Soft -open | Auto

**Suitable Door Type:** Aluminium Doors | Frameless Glass Doors | Timber Doors (Solid, Hollow and MDF)

**Door Weithg:** Up to 125 kg



## Premium Double Glass Cavity Slider 125

**Configurations:** Double | Corner Meeting

**Jamb Details:** Architrave | Square set (Ezy Jamb finish) | P-50 Shadowline | Commercial trims

**Operation:** Manual | Soft-close or/and Soft -open | Auto

**Suitable Door Type:** Aluminium Doors | Frameless Glass Doors | Timber Doors (Solid, Hollow and MDF)

**Door Weithg:** Up to 125 kg



# Our innovation

## Details make the difference.

The technology for the most advanced cavity sliding door systems.

The quality of PremiumSlidingDoors products is gathered during the installation and everyday use, but it's the details that make the difference, because the design ensuring an easy installation, the perfection of the mechanisms and the excellent aesthetic will be appreciated just looking at the product closely.





# Premium Automatic Sliding Door System

Is more than just compact solutions for areas where space is tight - they improve the user's convenience and these solutions enhance the prestigious concepts of your favorite commercial or home use.

Available only for **Premium Cavity Door frame 125.**

## Automatic Cavity Frame

Premium Automatic Sliding Doors is more than just compact solutions for areas where space is tight - they improve the user's convenience and these solutions enhance the prestigious concepts of your favorite commercial or home use. Technology with "Low-Energy Mode": Usually, the system does not require additional safety sensors to DIN 18650, ANSI and BSI thanks to the door panel's sensitive sliding action in the Low-Energy Mode.

**Configurations:** Single | Double | Corner Meeting

### Jamb Details:

- Architrave
- Square Set (Ezy Jamb finish)
- P-50 Shadowline
- Commercial

## Automatic Door (wall or ceiling mounted)

Premium Automatic Sliding Track is very flexible use, as it is suitable for installation on a wall mounted in a wall cavity or on a ceiling (flush), all options available.

Our system is extremely easy for installation and maintenance, all components are "Plug and play".

We offer 12 months full warranty for our system.

**Configurations:** Single | Double | Corner Meeting

### Type of installation:


- Wall mounted
- Ceiling mounted



# Our quality

Our roller kit with soft close mechanism make your door close smoothly and silently. At last, the closing system we all love in our kitchens. That soft and slow, satisfying sound of a drawer gently closing of cavity sliding doors, glass, wood and aluminium doors.

Our Soft System is easy to use - also just slide the door in the direction of the closed position and Soft Close takes over, moving the door gently and evenly towards the closed position. It's safe less risk of accidentally trapped fingers. And also quieter, cuts out any inadvertent slamming noise. It's easy to install and it is very functional.



## Premium Cavity Door Roller kit

Roller kit. Four-wheeled door hanging wheel is supply with door clamp and fixing screws. This sliding roller will run smoothly, noiselessly on your sliding door.

Suitable Door Types:

- » Timber door
- » Aluminium door
- » Glass door

Contents:

- » 2 x Rollers
- » 2 x Roller Stoppers
- » 2 x Brackets (including screws)
- » Tool

## Soft-Close Mechanism

Designed to reduce the noise and vibration of slamming doors. Our Mechanism is easy to use and simple to install. When closing door. The soft mechanism catches the activator and gently and evenly closes the door.

Suitable Door Types:

- » Timber door
- » Aluminium door
- » Glass door

Contents:

- » 1 x Soft close mechanism
- » 1 x Soft close Stoppers

Check video:

## Double action Soft close

Our new Double-action soft close provides a feel of added luxury and convenience. Each time the sliding door is opened and closed, it gives a feel of quality, luxury and serenity.

Designed for use in same tracking system.

Suitable Door Types:

- » Timber door
- » Aluminium door
- » Glass door

Contents:

- » 1 x Soft close mechanism
- » 2 x Soft close Stoppers

starting

# AUD 35.00

starting

# AUD 35.00

starting

# AUD 55.00

CODE	ITEM	PRICE
ROLLER-01	Premium Roller Kit	\$35.00
ROLLER-02	Heavy-duty Roller	\$135.00

CODE	ITEM	PRICE
SOFTCLOSE1	Soft-close mechanism	\$35.00
SOFTSTOP	Replacement stoper**	\$5.00

CODE	ITEM	PRICE
SOFTCLOSE2	Soft-close mechanism	\$55.00
SOFTSTOP	Replacement stoper**	\$5.00

\*\*Soft stop - is a replacement for soft-close mechanism.

\*\*Soft stop - is a replacement for soft-close mechanism.

\*All prices exclude GST



# Our mission

Premium sliding doors are the business of producing sliding systems, and our goal is to provide the highest level of service, the widest choice sliding systems and the most competitive prices.

To discover, develop a new product of sliding door systems that advance easy installation and maintenance.

Establish Premium Sliding Doors as the premier purveyor of the qualified cavity sliders and sliding door systems.

We help our clients create such high levels of quality that together we set new standards of excellence in the building industries.



## Glass Clamps

Premium Glass clamps suitable for glass 8-12 mm thick.

Contents:

- » 2 x Glass clamp
- » Door guide
- » Tool



## Glass Clamps

Premium Glass clamps suitable for glass 8-12 mm thick.

Contents:

- » 2 x Glass clamp
- » Door guide
- » Tool



## Glass Clamps

Premium Glass clamps suitable for glass 8-12 mm thick.

Contents:

- » 2 x Glass clamp
- » Door guide
- » Tool



## Glass Handle

Designed use in 8-12 mm glass

Suitable Door Types:

- » Glass door

Contents:

- » 2 x Glass handle



## Glass Handle

Designed use in 8-12 mm glass

Suitable Door Types:

- » Glass door

Contents:

- » 2 x Glass handle



## Glass Handle

Designed use in 8-12 mm glass

Suitable Door Types:

- » Glass door

Contents:

- » 2 x Glass handle



## Premium Ceiling Mounted Sliding Track

Floor to ceiling sliding doors are becoming increasingly popular in residential homes, commercial offices and retail fit-outs creating flexible office and living spaces.

The base of this track is flush with the ceiling, allowing the doors to pass from floor to ceiling. Timber packer allows the ceiling lining to be installed flush with the underside of the track. The track is powder-coated and can be accented with the same colour of the ceiling. Tracks can be ordered in the settings of 2, 3, 4 or 5 tracks.

### Suitable Door Types:

- » Timber door
- » Aluminium door
- » Glass door




## Premium Wall Mounted Sliding Track

Our wall-mounted sliding door systems are the perfect solution if you want to hang your wooden, aluminum or glass door. You can choose from different ways of working your sliding doors, such as automatic or manual opening with soft closing or soft opening.

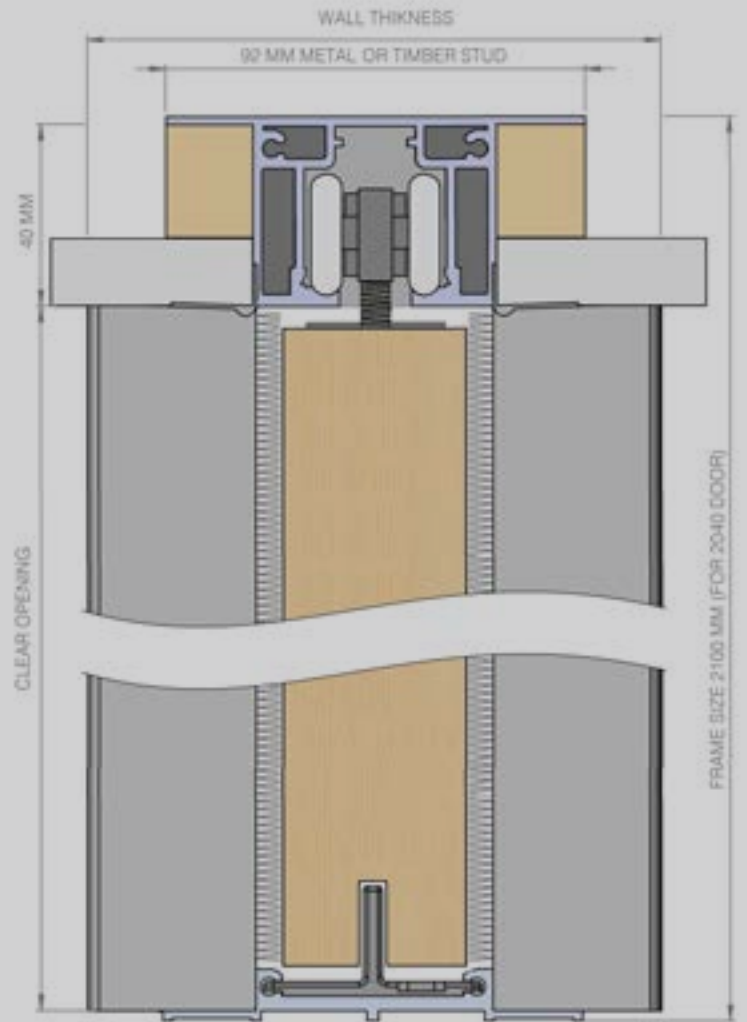
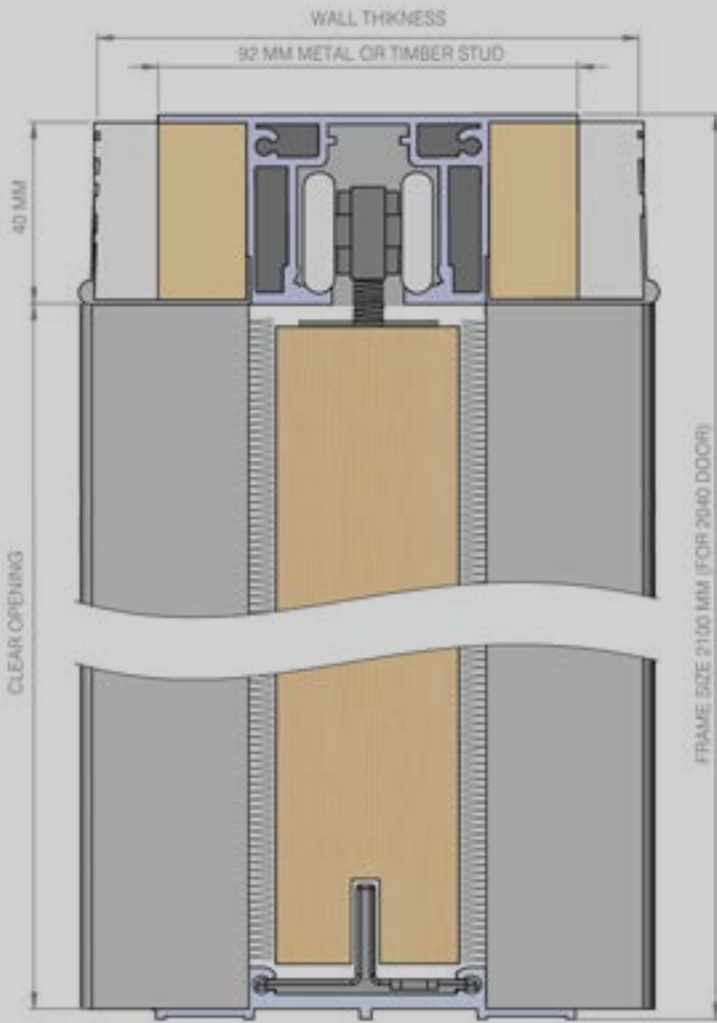
The track is provided with pre-drilled fixing holes for quick and easy installation. It comes with a pre-prepared clip on the aluminum loop and end caps that neatly hide the top of the door, track and rollers.

### Suitable Door Types:

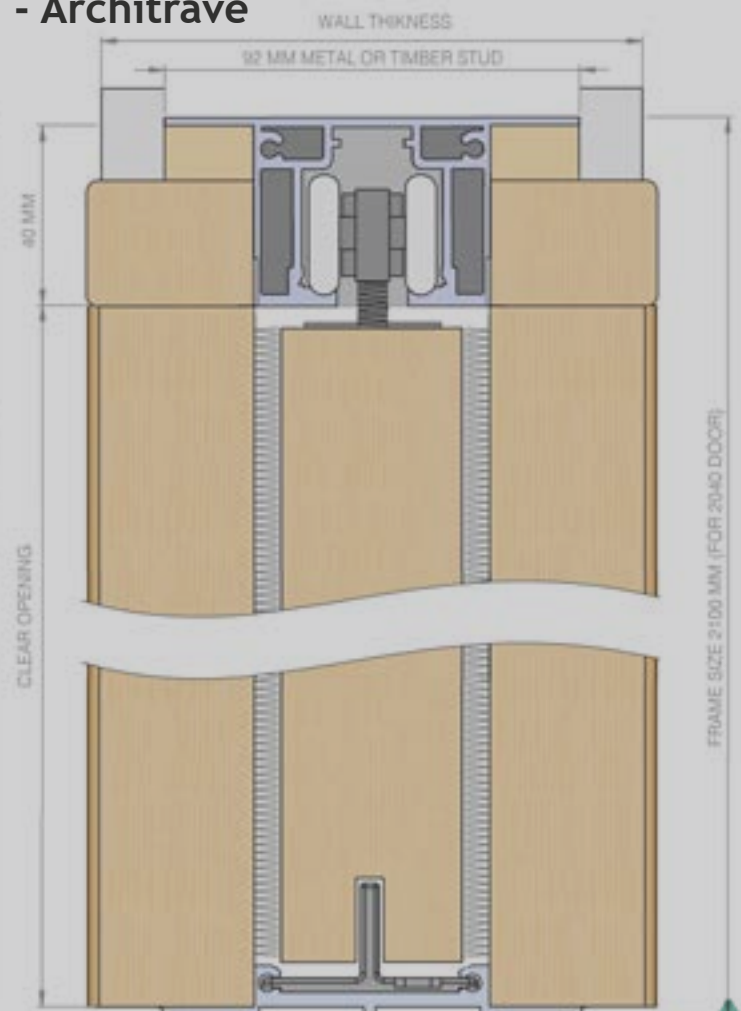
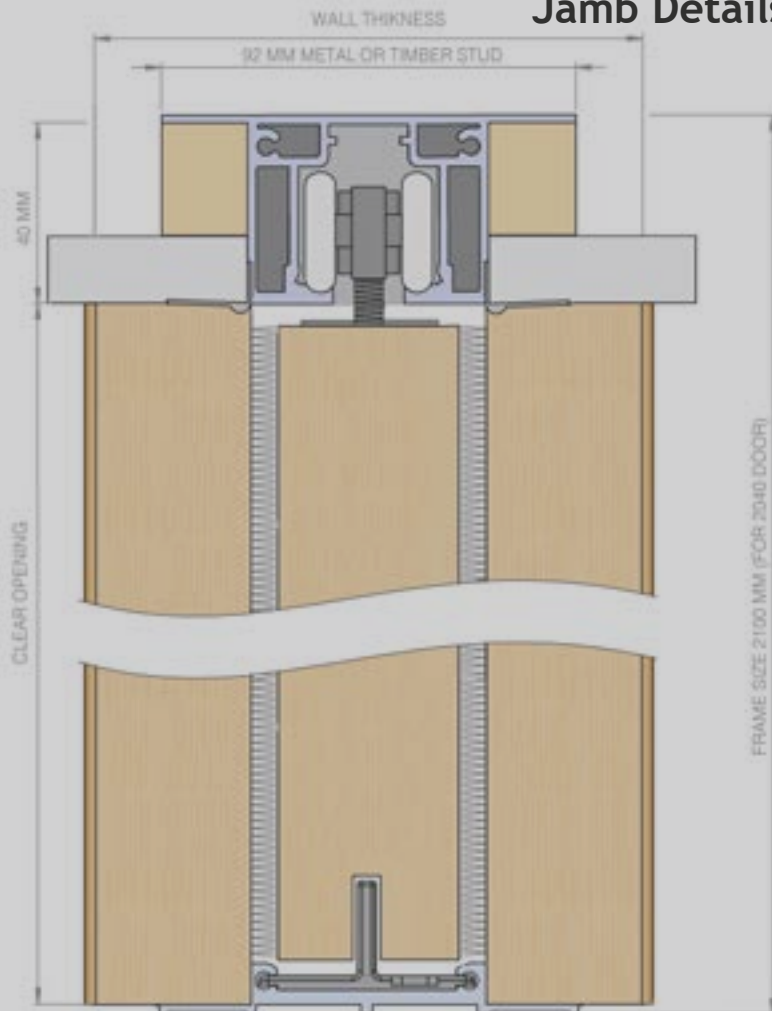
- » Timber door
- » Aluminium door
- » Glass door



# Jamb Details - Square Set




# Jamb Details - Architrave



# Premium

Sliding Doors



**1 300 15 15 50**  
**0488 15 15 50**

## Our office:

2/15 Deadman Road, Moorebank, NSW, 2170  
Working hours Mon-Sat 9:00 - 18:00

*Do you have any question or feedback, feel free to contact us. You can also call us or visit us at our office. We try to get back to you as soon as possible*

