

# Operation instruction

## M-505MH Infrared touchless 86\*86mm switch

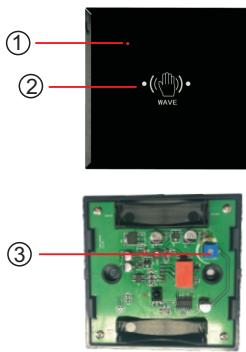
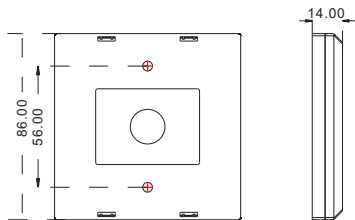
Make your choice.....



### 1 Safety Instruction

⚠ Thanks for your purchasing, please refer to the following before using

### 2 Overview



① LED Indication lamp:  
Standby: blue light  
working: red light

② Sensing window

③ Distance adjustment Knob

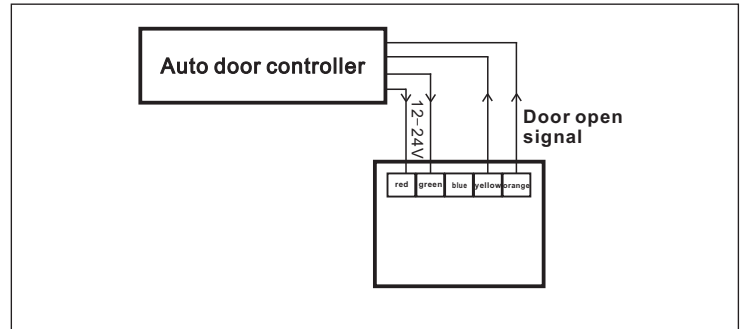
### 3 Integral feature

- Induction adopts infrared modulation and demodulation, not easy to be disturbed and misjudged.
- Non-contact induction by hand or reflective object, clean and hygienic
- Induction distance is 3-30cm adjustable, could be adjusted for different occasions
- High sensitivity infrared tube, timely and convenient induction
- Standard 86-type switch panel, convenient installation for all kinds of occasions.
- The panel adopts laser engraving technology, new style and fashionable.
- Relay dry connect output, easy to connect with various door control devices.

### 4 Wiring instructions

orange	NO	NO
yellow	NC	NC
blue	COM	COM
green	AC/DC 12~24V power input	
red		

### 5 Application wiring diagram



### 6 Application



### 7 Parameters

#### Wireless transmitter\*\*

Power supply:	AC/DC 12-24V
Action current :	42mA (DC 12V power supply)
Relay output:	ON/OFF
Relay contact capacity:	1A 24DC
Infrared modulation frequency:	38KHz
Response time:	30ms
Output maintain time:	100ms
Working temperature:	-42℃-45℃
Working humidity:	10-90%RH
Appearance size:	86X86mm (H) (panel)